



Account Information

Account Rx _____ - _____ Panel Type _____ Panel Phone # _____

Name _____


Address _____ City _____ State _____ Zip Code _____


Contact Phone # _____

Contact Person _____

Comments _____

Panel Location _____


 **WARNING!**

Changing prompts marked with this icon  will lock out keypad programming.
You must use a D5200 or Remote Programmer to regain access.

1. ACCOUNT

On

 All

- 1 Account Number _____
- 2 Phone 1 _____
- 3 Phone 2 _____
- 4 RAM Phone _____
- 5 RAM Passcode _____
- 6 Instlr Code _____
-  7 ACCOUNT Grp Lock Yes, **No**
- 8 Return to Default Yes, **No**

4. RPTS FOR PULSE

On

 All

- 1 Sys Trbl Group —
- 2 Sys Res Group —
- 3 Duress Group —

5. REPORTS

On


 All

- 1 Delay Alm Rpt _____
- 2 Cancel Rpt **Yes, No**
- 3 Restoral Rpts **Yes, No**
- 4 Delay Res Rpts **Yes, No**
- 5 AC Fail Buzz/Rpt _____

2. PHONE

On


 All

- 1 DTMF Dialing **Yes, No**
- 2 Answer Armed —
- 3 Answer Disarmed —
- 4 Answer Machine **Yes, No**
-  5 Program Lock **Yes, No**

6. SYSTEM OPTIONS

On

 All

-  1 Disable System **Yes, No**
- 2 Excursion _____
- 3 Keyswitch **Easikey, Momentary**

3. RECEIVER FORMAT

On

 All

- 1 Rcvr Format **Modem, Pulse**
- 2 Fire Group —
- 3 Non-Fire Group —
- 4 Pt Trbl Group —
- 5 Restoral Group —
- 6 Closing Group —
- 7 Opening Group —
- 8 Cancel Group —

7. OPEN/CLOSE

On

 All

- 1 Entry Dly Time _____
- 2 Exit Dly Time _____
- 3 Exit Tone **Yes, No**
- 4 O/C Rpts-All On **Yes, No**
- 5 O/C Rpts-Part On **Yes, No**
- 6 Restricted O/C **Yes, No**
- 7 Bell Test **Yes, No**

8. A,B,C KEYS

- 1 A-Key Report --
- 2 B-Key Report --
- 3 C-Key Report --
- 4 A-Key Alarm Output **No Output**, Steady, Pulse
- 5 B-Key Alarm Output **No Output**, Steady, Pulse
- 6 C-Key Alarm Output **No Output**, Steady, Pulse

 On
 All

9. BELL & TEST TIMER

- 1 Bell Time ---
- 2 Single Ring Yes, **No**
- 3 Alarm on 2 Fail Yes, **No**
- 4 Test Intrvl: **No Report**, 1, 7, 28
- 5 Hours to Next --
- 6 Minutes to Next --
- 7 Defer Test Rpt Yes, **No**

 On
 All

10. POINT CODES

- 1 Point 1— — —(260 Fire Point)
 - 2 Point 2— — —(882 Delay Door)
 - 3 Point 3— — —(882 Delay Door)
 - 4 Point 4— — —(982 Door, No Delay)
 - 5 Point 5— — —(782 Motion Detector)
 - 6 Point 6— — —(782 Motion Detector)
 - 7 Point 7— — —(781 Tamper)
 - 8 Point 8— — —(781 Tamper)
- No Pts 7 & 8 on D2112E

 On
 All

	Trouble on Open	Trouble on Short	No Trouble
Door, Delay			
Reports: Audible/Silent			
Delay Open	882/832		
Delay Short	881/831		
Delay Open & Short			880/830
No Reports: Audible/Silent			
Delay Open	852/802		
Delay Short	851/801		
Delay Open & Short	850/800		
Door, No Delay			
Reports:			
Audible/Silent	981/931	982/932	980/930
No Reports:			
Audible/Silent	951/901	952/902	950/900
Motion, No Delay			
Reports:			
Audible/Silent	781/731	782/732	780/730
No Reports:			
Audible/Silent	751/701	752/702	750/700

11. RELAYS*

- 1 Relay 1 Func 1 _____
- 2 Relay 1 Func 2 _____
- 3 Relay 2 Func 1 _____
- 4 Relay 2 Func 2 _____
- 5 Relay 1 Logic _____
- 6 Relay 2 Logic _____

 On
 All

12. RELAY PARAMETERS

- Relay 1 Function 1, Parameter _____
- Relay 1 Function 2, Parameter _____
- Relay 2 Function 1, Parameter _____
- Relay 2 Function 2, Parameter _____

 On
 All

*Relay Function Selections:

- 0 - No Output
- 1 - Alarm
- 2 - Alarm Memory
- 3 - Point Trouble
- 4 - Watch Point
- 5 - A,B,C Key Steady
- 6 - A,B,C Key Pulse
- 7 - A,B,C Key Momentary
- 8 - A,B,C Key Momentary
- 9 - Off with Passcode
- 10 - Follow Alarm Output
- 11 - All On
- 12 - Part On
- 13 - Reset Sensors
- 14 - AC Failure
- 15 - Battery Trouble
- 16 - Communication Fail
- 17 - Communicating
- 18 - Ground Start

13. USER CONFIGURATION

- 1 Usr Tst, Bell Yes, **No**
- 2 Usr Tst, Battery Yes, **No**
- 3 Usr Tst, Comm Yes, **No**
- 4 Passcode Length **3** 4 5 6
- 5 Code 8 = Duress Yes, **No**
- 6 Passcode Required Yes, **No**
- 7 Change Passcode Disabled **Owner** User

 On
 All

14. PASSCODES , D5200 Programming Only!

- 1 User 1 Type **Owner**, User, One-Time, Disabled
- 2 User 1 Passcode -----
- 3 User 2 Type **Owner**, User, One-Time, **Disabled**
- 4 User 2 Passcode -----
- 5 User 3 Type **Owner**, User, One-Time, **Disabled**
- 6 User 3 Passcode -----
- 7 User 4 Type **Owner**, User, One-Time, **Disabled**
- 8 User 4 Passcode -----
- 9 User 5 Type **Owner**, User, One-Time, **Disabled**
- 10 User 5 Passcode -----
- 11 User 6 Type **Owner**, User, One-Time, **Disabled**
- 12 User 6 Passcode -----
- 13 User 7 Type **Owner**, User, One-Time, **Disabled**
- 14 User 7 Passcode -----
- 15 User 8 Type **Owner**, User, One-Time, **Disabled**
- 16 User 8 Passcode -----